

Deflection profile analysis of beams on two-parameter elastic subgrade

Abstract

A procedure involving spectral Galerkin and integral transformation methods has been developed and applied to treat the problem of the dynamic deflections of beam structure resting on bi-parametric elastic subgrade and subjected to travelling loads. The case of the response to moving constant loads of this slender member is first investigated and a closed form solution in series form describing the motion of the beam while under the actions of the travelling load is obtained. The response under a variable magnitude moving load with constant velocity is finally treated and the effects of prestressed, foundation stiffness, shear modulus and damping coefficients are investigated. Results in plotted curves indicate that these structural parameters produce significant effects on the dynamic stability of the load-beam system. Conditions under which the beam-load system may experience resonance phenomenon are also established some of these findings are quite useful in practical applications.

Keywords

Dynamic deflection, Dynamic stability, Resonance, Galerkin method, Damping coefficient

B. Omolofe *

Department of Mathematical Sciences, School of Sciences, The Federal University of Technology, PMB 704, Akure, Ondo state, Nigeria.

Received 15 Dec 2011

In revised form 05 Mar 2012

* Author email: babatope_omolofe@yahoo.com

1 INTRODUCTION

Study concerning the subject of moving load systems has become increasingly important owing to its range of applications in transportation industries, aerospace engineering and related fields. Elastic structures are very useful in many engineering fields, thus their dynamic behaviours when under the action of travelling loads of different forms have received extensive attention in the open literature [1-8]. When these important engineering structures are resting on an elastic foundation, the structure-foundation interaction effects play significant roles in their response behaviour and alter the dynamic states of the structures from those vibrating in the absence of foundation [9]. Hence, the dynamic behaviour of structures on elastic foundation is of great importance in structural, aerospace, civil, mechanical and marine engineering applications.

Consequently, it is important to clarify the influence of the foundation on the behaviour of elastic structures in engineering designs. Furthermore, to accurately assess the dynamic response of

any structural member on elastic foundations, a mechanical model is required to predict the interaction effects between such structures and foundations. Beams on elastic foundation and under the actions of the moving loads have received a considerable attention in literature; see for example references [10-18]. However, most of these works employed the simplest mechanical model which was developed by Winkler and generally referred to as a one-parameter model. The deficiency of this model is that it assumes no interaction between the springs, so it does not accurately represent the characteristics of many practical foundations [19]. Thus to overcome the deficiencies inherent in Winkler formulation, a two-parameter foundation models which takes into account the effect of shear interactions between springs has been suggested. Nonetheless, dynamic analysis of elastic structures on a two-parameter foundation model has received little attention in the open literature. It is observed that, when the parameters of the foundation mechanical models are constant along the span of the structure, the differential equation has constant coefficients, and the solution can be given as a linear combination of elementary functions, but if the foundation parameters vary along the structures, it is difficult to obtain the exact solutions of these differential equations in most cases, and a numerical technique is resorted to. Nevertheless, an exact analytical procedure is desirable as solution so obtained sheds more light on some vital information about the vibrating system. Thus, in this paper, an analytical approach is developed to assess the dynamic response behaviour of elastic beams resting on two-parameter elastic foundation and subjected to travelling loads. To classify the influence of the foundation model and other important structural parameters on the dynamic response of the beams to moving loads, several numerical examples will also be presented. Effects of different types of moving loads on the beams will be investigated.

2 THE MATHEMATICAL FORMULATION

Consider a structurally damped elastic beam resting on a two-parameter elastic subgrade and under the actions of concentrated travelling load. The differential equation governing the motion of such beam is given by

$$EIZ''''(x,t) - NZ''(x,t) + \mu\ddot{Z}(x,t) + \varepsilon_0\dot{Z}(x,t) + F(x)Z(x,t) - G'(x)Z'(x,t) - G(x)Z''(x,t) = P(x,t) \quad (1)$$

where the prime and the over-dot are the partial derivatives with respect to the spatial coordinate x and the time t respectively, E is the modulus of elasticity, I is the constant moment of inertia, $Z(x,t)$ is the transverse deflection of the beam, N is the axial force, m is the mass of the beam per unit length, e_0 is the damping coefficient, $F(x)$ is the variable elastic foundation, $G(x)$ is the non-uniform shear rigidity of the foundation and $P(x,t)$ is the time dependent concentrated travelling load.

The boundary conditions at the end $x = 0$ and end $x = L$ are given as

$$Z(0,t) = 0 = Z(L,t), \quad \frac{\partial Z(0,t)}{\partial x} = 0 = \frac{\partial^2 Z(L,t)}{\partial x^2} \quad (2)$$

and the initial conditions are also given as

$$Z(x,0) = 0 = \frac{\partial Z(x,0)}{\partial t} \quad (3)$$

Furthermore, the variable elastic foundation $F(x)$ and the non-uniform shear rigidity of the foundation are given as

$$F(x) = F_0(4x - 3x^2 + 3x^3) \quad (4)$$

and

$$G(x) = G_0(12 - 13x + 6x^2 - x^3) \quad (5)$$

where F_0 and G_0 are the foundation and shear rigidity constants respectively. Substituting (4) and (5) into (1) one obtains

$$EI \frac{\partial^4 Z(x,t)}{\partial x^4} + \mu \frac{\partial^2 Z(x,t)}{\partial t^2} - N \frac{\partial^2 Z(x,t)}{\partial x^2} + \varepsilon_0 \frac{\partial Z(x,t)}{\partial t} + F_0(4x - 3x^2 + x^3)Z(x,t) - \frac{\partial}{\partial x} \left[G_0(12 - 13x + 6x^2 - x^3) \cdot \frac{\partial Z(x,t)}{\partial x} \right] = P(x,t) \quad (6)$$

In what follows, we seek to calculate the dynamic deflection $Z(x,t)$ of the vibrating system for different type of dynamic load $P(x,t)$.

3 FORCED VIBRATIONS OF BEAMS SUBJECTED TO CONSTANT MAGNITUDE TRAVELLING LOAD

If the travelling concentrated load is assumed to be of the constant magnitude then, the dynamic load $P(x,t)$ can be written as

$$P(x,t) = P\delta(x - v_i t) \quad (7)$$

Thus, in view of (7) equation (6) can be rewritten as

$$EI \frac{\partial^4 Z_A(x,t)}{\partial x^4} + \mu \frac{\partial^2 Z_A(x,t)}{\partial t^2} - N \frac{\partial^2 Z_A(x,t)}{\partial x^2} + \varepsilon_0 \frac{\partial Z_A(x,t)}{\partial t} + F_0(4x - 3x^2 + x^3)Z_A(x,t) - \frac{\partial}{\partial x} \left[G_0(12 - 13x + 6x^2 - x^3) \cdot \frac{\partial Z_A(x,t)}{\partial x} \right] = P\delta(x - v_i t) \quad (8)$$

Equation (8) describes the motions of a prestressed homogeneous beam resting on a two-parameter elastic subgrade and subjected to fast travelling forces. Closed-form solution to the fourth order partial differential equation (8) governing the motion of the elastic thin member under the action of concentrated moving forces is now sought.

3.1 Solution procedures

The approximate analytical method due to Galerkin extensively discussed in [4] is employed to approximate the solution of the boundary-initial-value problem (1), (2). According to this technique, the M^{th} term approximate solution of (2), (8) is sought in the form

$$Z_A(x, t) = \sum_{i=1}^M Q_i(t) P_i(x) \quad (9)$$

where $Q_i(t)$ are coordinates in modal space and $P_i(x)$ are the normal modes of vibration written as

$$P_i(x) = \sin \lambda_i x + A_i \cos \lambda_i x + B_i \sinh \lambda_i x + C_i \cosh \lambda_i x \quad (10)$$

No difficulty arises at all to show that for a beam with simply supported end conditions, taking into account equation (10), equation (9) can be written as

$$Z_A(x, t) = \sum_{i=1}^M Q_i(t) \sin \frac{i\pi x}{L} \quad (11)$$

Substituting equation (11) into the governing equation (8), one obtains

$$EI \frac{\partial^4}{\partial x^4} \left(\sum_{i=1}^M Q_i(t) \sin \frac{i\pi x}{L} \right) - N \frac{\partial^2}{\partial x^2} \left(\sum_{i=1}^M Q_i(t) \sin \frac{i\pi x}{L} \right) + \mu \frac{\partial^2}{\partial t^2} \left(\sum_{i=1}^M Q_i(t) \sin \frac{i\pi x}{L} \right) + \varepsilon_0 \frac{\partial}{\partial t} \left(\sum_{i=1}^M Q_i(t) \sin \frac{i\pi x}{L} \right) + F_0 (4x - 3x^2 + x^3) \left(\sum_{i=1}^M Q_i(t) \sin \frac{i\pi x}{L} \right) - \frac{\partial}{\partial x} \left[G_0 (12 - 13x + 6x^2 - x^3) \cdot \frac{\partial}{\partial x} \left(\sum_{i=1}^M Q_i(t) \sin \frac{i\pi x}{L} \right) \right] = P \delta(x - v_i t) \quad (12)$$

which after some simplifications and rearrangements yields

$$\sum_{i=1}^M \left\{ EI \left(\frac{i\pi}{L} \right)^4 Q_i \sin \frac{i\pi x}{L} + N \left(\frac{i\pi}{L} \right)^2 Q_i \sin \frac{i\pi x}{L} + \mu \ddot{Q}_i(t) \sin \frac{i\pi x}{L} + \varepsilon_0 \dot{Q}_i(t) \sin \frac{i\pi x}{L} + F_0 (4x - 3x^2 + x^3) Q_i(t) \sin \frac{i\pi x}{L} + G_0 (3x^2 - 12x + 13) Q_i(t) \cos \frac{i\pi x}{L} + G_0 (12 - 13x + 6x^2 - x^3) \left(\frac{i\pi}{L} \right)^2 Q_i(t) \sin \frac{i\pi x}{L} \right\} - P \delta(x - v_i t) = 0 \quad (13)$$

To determine the expression for $Q_i(t)$, the expression on the LHS of equation (13) is required to be orthogonal to the function $\sin \frac{j\pi x}{L}$. Thus, multiplying equation (13) by $\sin \frac{j\pi x}{L}$ and integrating with respect to x from $x=0$ to $x=L$, leads to

$$\sum_{i=1}^M \{ \phi_1 \ddot{Q}_i(t) + \phi_2 \dot{Q}_i(t) + (\phi_3 + \phi_4 + \phi_5 + \phi_6 + \phi_7) Q_i(t) \} = \int_0^L P \delta(x - v_i t) \sin \frac{j\pi x}{L} dx \quad (14)$$

where

$$\begin{aligned} \phi_1 &= \mu \int_0^L \sin \frac{i\pi x}{L} \sin \frac{j\pi x}{L} dx, \\ \phi_2 &= \varepsilon_0 \int_0^L \sin \frac{i\pi x}{L} \sin \frac{j\pi x}{L} dx, \\ \phi_3 &= EI \left(\frac{i\pi}{L} \right)^4 \int_0^L \sin \frac{i\pi x}{L} \sin \frac{j\pi x}{L} dx, \\ \phi_4 &= N \left(\frac{i\pi}{L} \right)^2 \int_0^L \sin \frac{i\pi x}{L} \sin \frac{j\pi x}{L} dx, \\ \phi_5 &= \int_0^L F_0 (4x - 3x^2 + x^3) \sin \frac{i\pi x}{L} \sin \frac{j\pi x}{L} dx, \\ \phi_6 &= \left(\frac{i\pi}{L} \right) \int_0^L G_0 (3x^2 - 12x + 13) \cos \frac{i\pi x}{L} \sin \frac{j\pi x}{L} dx, \\ \phi_7 &= \left(\frac{i\pi}{L} \right)^2 \int_0^L G_0 (12 - 13x + 6x^2 + x^3) \sin \frac{i\pi x}{L} \sin \frac{j\pi x}{L} dx \end{aligned} \quad (15)$$

Noting the property of the dirac delta function

$$\int_a^b \delta(x - k) f(x) dx = \begin{cases} 0, & k < a < b \\ f(k), & a < k < b \\ 0, & a < b < k \end{cases} \quad (16)$$

and considering only the i^{th} particle of the system, equation (14) can then be written as

$$\frac{d^2}{dt^2} Q_i(t) + \beta_1 \frac{d}{dt} Q_i(t) + \beta_2 Q_i(t) = \beta_3 \sin \frac{j\pi v_i t}{L} \quad (17)$$

where

$$\beta_1 = \frac{\phi_2}{\phi_1}, \quad \beta_2 = \frac{(\phi_3 + \phi_4 + \phi_5 + \phi_6 + \phi_7)}{\phi_1} \quad \text{and} \quad \beta_3 = \frac{P}{\phi_1} \quad (18)$$

To obtain the solution of the equation (17), it is subjected to a Laplace transform defined as

$$(\bar{\tau}) = \int_0^{\infty} (\cdot) e^{-st} dt \quad (19)$$

where s is the Laplace parameter. Applying the initial conditions (3), one obtains the simple algebraic equation given as

$$Q_i(s) = \frac{1}{s^2 + \beta_1 s + \beta_2} \left(\frac{\beta_3 \theta}{s^2 + \theta^2} \right) \quad (20)$$

where $\theta = \frac{j\pi v_i}{L}$

which when simplified further yields

$$Q_i(s) = \frac{\beta_3}{(\alpha_1 - \alpha_2)} \left[\frac{1}{\alpha_1} \left(\frac{\alpha_1}{s - \alpha_1} \right) \cdot \left(\frac{\theta}{s^2 + \theta^2} \right) - \frac{1}{\alpha_2} \left(\frac{\alpha_2}{s - \alpha_2} \right) \cdot \left(\frac{\theta}{s^2 + \theta^2} \right) \right] \quad (21)$$

where

$$\alpha_1 = \frac{-\beta_1 + \sqrt{(\beta_1^2 - 4\beta_2)}}{2} \quad \text{and} \quad \alpha_2 = \frac{-\beta_1 - \sqrt{(\beta_1^2 - 4\beta_2)}}{2} \quad (22)$$

In what follows, we seek to find the Laplace inversion of equation (21). To this effect, the following representations are adopted

$$f_1(s) = \frac{1}{s - \alpha_1}, \quad f_2(s) = \frac{1}{s - \alpha_2} \quad \text{and} \quad g(s) = \frac{\theta}{s^2 + \theta^2} \quad (23)$$

So that the Laplace of (21) is the convolution of $f_i(s)$ and $g(s)$ defined as

$$f_i(s) * g(s) = \int_0^t f_i(t-u)g(u)du \quad i = 1,2 \quad (24)$$

Thus, the Laplace inversion of (21) is given by

$$Q_i(t) = \frac{\beta_3}{(\alpha_1 - \alpha_2)} \left[\frac{e^{\alpha_1 t}}{\alpha_1} R_a - \frac{e^{\alpha_2 t}}{\alpha_2} R_b \right] \tag{25}$$

where

$$R_a = \int_0^t e^{-\alpha_1 u} \sin \theta u du \quad \text{and} \quad R_b = \int_0^t e^{-\alpha_2 u} \sin \theta u du \tag{26}$$

Thus, in view of (25), taking into account (26) one obtains

$$Q_i(t) = \frac{\alpha_1 \beta_3}{(\alpha_1 - \alpha_2)(\alpha_1^2 + \theta^2)} \left[\frac{\theta}{\alpha_1} (e^{\alpha_1 t} - \cos \theta t) - \sin \theta t \right] - \frac{\alpha_2 \beta_3}{(\alpha_1 - \alpha_2)(\alpha_2^2 + \theta^2)} \left[\frac{\theta}{\alpha_2} (e^{\alpha_2 t} - \cos \theta t) - \sin \theta t \right] \tag{27}$$

Substituting equation (27) into equation (9) leads to

$$Z_A(x, t) = \sum_{i=1}^M \left(\frac{\alpha_1 \beta_3}{(\alpha_1 - \alpha_2)(\alpha_1^2 + \theta^2)} \left[\frac{\theta}{\alpha_1} (e^{\alpha_1 t} - \cos \theta t) - \sin \theta t \right] - \frac{\alpha_2 \beta_3}{(\alpha_1 - \alpha_2)(\alpha_2^2 + \theta^2)} \left[\frac{\theta}{\alpha_2} (e^{\alpha_2 t} - \cos \theta t) - \sin \theta t \right] \right) \sin \frac{i\pi x}{L} \tag{28}$$

Equation (28) represents the transverse displacement response of the damped beam resting on a two-parameter elastic subgrade and under the actions of constant magnitude moving loads.

4 FORCED VIBRATIONS OF BEAMS SUBJECTED TO EXPONENTIALLY VARYING MAGNITUDE TRAVELLING LOAD

In this section, the dynamic response of the elastic thin beam resting on a two-parameter elastic subgrades to exponentially varying load is scrutinized. Thus, for the purpose of example in this section the dynamic load $P(x, t)$ is taken in this section to be of the form

$$P(x, t) = P e^{wt} \delta(x - v_i t) \tag{29}$$

Substituting equation (29) into equation (6), following the same arguments as in the previous section, after some simplification and rearrangements one obtains

$$\sum_{i=1}^M \{ \phi_1 \ddot{Q}_i(t) + \phi_2 \dot{Q}_i(t) + (\phi_3 + \phi_4 + \phi_5 + \phi_6 + \phi_7) Q_i(t) \} = \int_0^L P e^{wt} \delta(x - v_i t) \sin \frac{j\pi x}{L} dx \tag{30}$$

where all parameters are as previously defined.

Using the property of Dirac delta already alluded to, equation (30) can be rewritten as

$$\frac{d^2}{dt^2}Q_i(t) + \beta_1 \frac{d}{dt}Q_i(t) + \beta_2 Q_i(t) = \beta_3 e^{wt} \sin \frac{j\pi v_i t}{L} \quad (31)$$

Solving equation (31) in conjunction with the initial conditions, yields

$$Q_i(t) = \frac{(w - \alpha_1)\beta_3}{(\alpha_1 - \alpha_2)[(w - \alpha_1)^2 + \theta^2]} \left[\frac{\theta}{(w - \alpha_1)} (e^{\alpha_1 t} - e^{wt} \cos \theta t) + e^{wt} \sin \theta t \right] - \frac{(w - \alpha_2)\beta_3}{(\alpha_1 - \alpha_2)[(w - \alpha_2)^2 + \theta^2]} \left[\frac{\theta}{(w - \alpha_2)} (e^{\alpha_2 t} - e^{wt} \cos \theta t) + e^{wt} \sin \theta t \right] \quad (32)$$

Substituting equation (31) into equation (9) one obtains

$$Z_B(x, t) = \sum_{i=1}^M \left\{ \frac{(w - \alpha_1)\beta_3}{(\alpha_1 - \alpha_2)[(w - \alpha_1)^2 + \theta^2]} \left[\frac{\theta}{(w - \alpha_1)} (e^{\alpha_1 t} - e^{wt} \cos \theta t) + e^{wt} \sin \theta t \right] - \frac{(w - \alpha_2)\beta_3}{(\alpha_1 - \alpha_2)[(w - \alpha_2)^2 + \theta^2]} \left[\frac{\theta}{(w - \alpha_2)} (e^{\alpha_2 t} - e^{wt} \cos \theta t) + e^{wt} \sin \theta t \right] \right\} \times \sin \frac{i\pi x}{L} \quad (33)$$

which represents the transverse displacement response of the damped beam resting on a two-parameter elastic subgrade and under the actions of exponentially varying magnitude moving loads.

5 FORCED VIBRATIONS OF BEAMS SUBJECTED TO HARMONICALLY VARYING MAGNITUDE TRAVELLING LOAD

In this section, the dynamic response of the elastic thin beam resting on two-parameter elastic subgrades to exponentially varying load is scrutinized. Thus, for the purpose of example in this work the traversing load $P(x, t)$ is taken to be of the form

$$P(x, t) = P \cos \omega t \delta(x - v_i t) \quad (34)$$

Substituting equation (34) into equation (6), following the same arguments as in the previous section, after some simplification and rearrangements one obtains

$$\sum_{i=1}^M \{ \phi_1 \ddot{Q}_i(t) + \phi_2 \dot{Q}_i(t) + (\phi_3 + \phi_4 + \phi_5 + \phi_6 + \phi_7) Q_i(t) \} = \int_0^L P \cos \omega t \delta(x - v_i t) \sin \frac{j\pi x}{L} dx \quad (35)$$

where all parameters are as previously defined.

Again, using the property of dirac delta , quation (35) can be rewritten as

$$\frac{d^2}{dt^2} Q_i(t) + \beta_1 \frac{d}{dt} Q_i(t) + \beta_2 Q_i(t) = \beta_3 \cos \omega t \sin \frac{j\pi v_i t}{L} \quad (36)$$

Using trigonometric identity, equation (36) can further be written as

$$\frac{d^2}{dt^2} Q_i(t) + \beta_1 \frac{d}{dt} Q_i(t) + \beta_2 Q_i(t) = \frac{\beta_3}{2} \left[\sin \left(\frac{j\pi v_i}{L} + \omega \right) + \sin \left(\frac{j\pi v_i}{L} - \omega \right) \right] \quad (37)$$

Following the same arguments and procedures listed in section 3.0, one obtains the solution of equation (37) as

$$Q_A(t) = \frac{H\alpha_1}{\theta_1^2 + \alpha_1^2} \left[\frac{\theta_1}{\alpha_1} (e^{\alpha_1 t} - \cos \theta_1 t) - \sin \theta_1 t \right] + \frac{H\alpha_1}{\theta_2^2 + \alpha_1^2} \left[\frac{\theta_2}{\alpha_1} (e^{\alpha_1 t} - \cos \theta_2 t) - \sin \theta_2 t \right] - \frac{H\alpha_2}{\theta_1^2 + \alpha_2^2} \left[\frac{\theta_1}{\alpha_2} (e^{\alpha_2 t} - \cos \theta_1 t) - \sin \theta_1 t \right] - \frac{H\alpha_2}{\theta_2^2 + \alpha_2^2} \left[\frac{\theta_2}{\alpha_2} (e^{\alpha_2 t} - \cos \theta_2 t) - \sin \theta_2 t \right] \quad (38)$$

where

$$H = \frac{\beta_3}{2(\alpha_1 - \alpha_2)}, \theta_1 = \omega + \frac{j\pi v_i}{L}, \theta_2 = \omega - \frac{j\pi v_i}{L} \quad (39)$$

Equation (38) on inversion leads to

$$Z(x,t) = \sum_{i=1}^M \left\{ \frac{H\alpha_1}{\theta_1^2 + \alpha_1^2} \left[\frac{\theta_1}{\alpha_1} (e^{\alpha_1 t} - \cos \theta_1 t) - \sin \theta_1 t \right] + \frac{H\alpha_1}{\theta_2^2 + \alpha_1^2} \left[\frac{\theta_2}{\alpha_1} (e^{\alpha_1 t} - \cos \theta_2 t) - \sin \theta_2 t \right] - \frac{H\alpha_2}{\theta_1^2 + \alpha_2^2} \left[\frac{\theta_1}{\alpha_2} (e^{\alpha_2 t} - \cos \theta_1 t) - \sin \theta_1 t \right] - \frac{H\alpha_2}{\theta_2^2 + \alpha_2^2} \left[\frac{\theta_2}{\alpha_2} (e^{\alpha_2 t} - \cos \theta_2 t) - \sin \theta_2 t \right] \right\} \sin \frac{i\pi x}{L} \quad (40)$$

which represents the transverse displacement response of the damped beam resting on a two-parameter elastic subgrade and under the actions of harmonic variable magnitude travelling loads.

6 DISCUSSION OF ANALYTICAL SOLUTIONS

This section seeks to examine and establish the conditions under which the vibrating system may grow without bound. This phenomenon constitutes great concern in dynamical system problems. From equation (28), it is evidently clear that, an axially prestressed damped beam resting on a two-parameter elastic subgrade and under the actions of constant magnitude moving load will experience a state of resonance whenever

$$\alpha_1 = \alpha_2, \alpha_1^2 = -\theta^2 \text{ or } \alpha_2^2 = -\theta^2 \quad (41)$$

and the velocity, known as critical velocity at which this occur is given as

$$C_{v1} = \frac{L\sqrt{\left(4\beta_2 + 2\beta_1\sqrt{\left(\beta_1^2 - 4\beta_2\right)} - 2\beta_1^2\right)}}{2\pi j} \text{ or } C_{v1} = \frac{L\sqrt{\left(4\beta_2 + 2\beta_1\sqrt{\left(\beta_1^2 - 4\beta_2\right)} + 2\beta_1^2\right)}}{2\pi j} \quad (42)$$

Similarly, equation (33) depicts that an axially prestressed damped beam resting on a two-parameter elastic subgrade and under the actions of exponentially varying magnitude travelling load will experience a state of resonance whenever

$$\alpha_1 = \alpha_2, (w - \alpha_1)^2 = \theta^2, (w - \alpha_2)^2 = \theta^2, \alpha_1 = w \text{ or } \alpha_2 = w \quad (43)$$

and the velocity at which this occur is given as

$$C_{v2} = \frac{wL}{\pi j} + \frac{\left(\beta_1 - \sqrt{\left(\beta_1^2 - 4\beta_2\right)}\right)}{2\pi j} \text{ or } C_{v2} = \frac{wL}{\pi j} + \frac{\left(\beta_1 + \sqrt{\left(\beta_1^2 - 4\beta_2\right)}\right)}{2\pi j}, \alpha_1 = \alpha_2 = 0 \quad (44)$$

While, equation (40) depicts that an axially prestressed damped beam resting on a two-parameter elastic subgrade and under the actions of harmonic variable magnitude travelling load will experience resonance phenomenon whenever

$$\theta_1^2 = -\alpha_1^2, \theta_1^2 = -\alpha_2^2, \theta_2^2 = -\alpha_1^2, \theta_2^2 = -\alpha_2^2 \quad (45)$$

and the critical velocity for this system is given by

$$C_{v3} = \frac{L\omega}{j\pi} - \sqrt{\frac{L^2\left(4\beta_2 + 2\beta_1\sqrt{\left(\beta_1^2 - 4\beta_2\right)} - 2\beta_1^2\right)}{4j^2\pi^2}} \text{ or} \quad (46)$$

$$C_{v3} = \frac{L\omega}{j\pi} - \sqrt{\frac{L^2\left(4\beta_2 + 2\beta_1\sqrt{\left(\beta_1^2 - 4\beta_2\right)} + 2\beta_1^2\right)}{4j^2\pi^2}}$$

7 RESULTS AND DISCUSSION

In this section, the foregoing analysis is illustrated by considering an isotropic beam structure of modulus of elasticity $E = 2.10924 \times 10^9 \text{ N/m}^2$, the moment of inertia $I = 2.87698 \times 10^{-3} \text{ m}^4$, the beam span $L = 12.192 \text{ m}$ and the mass per unit length of the beam $m = 2758.291 \text{ Kg/m}$. The moving loads in both the cases of travelling constant loads and varying magnitude moving load is assumed to be $V = 3.128 \text{ m/s}$. The values of foundation moduli is varied between 0 N/m^3 and 400000 N/m^3 , the values of axial force N is varied between 0 N and $2 \cdot 0 \times 10^8 \text{ N}$ and the values of shear modulus G is varied between 0 N/m^3 and 6000000 N/m^3 .

Figure 1 depicts the dynamic deflections of structurally damped beam resting on elastic foundation and subjected to constant magnitude loads travelling at constant velocity. It is clearly seen that for fixed values of foundation rigidity K , shear stiffness G and damping coefficient e , the transverse displacement response of the beam decreases as the values of the prestress function N increases. Similarly, figures 5 and 9 display for fixed values of foundation rigidity K , shear stiffness G , damping coefficient e and for various values of prestress function N the transverse displacement response of structurally damped beam to variable harmonic magnitude and exponentially varying moving loads respectively. It is found also that the dynamic deflections of the beam increases as the values of axial force N reduces for fixed values

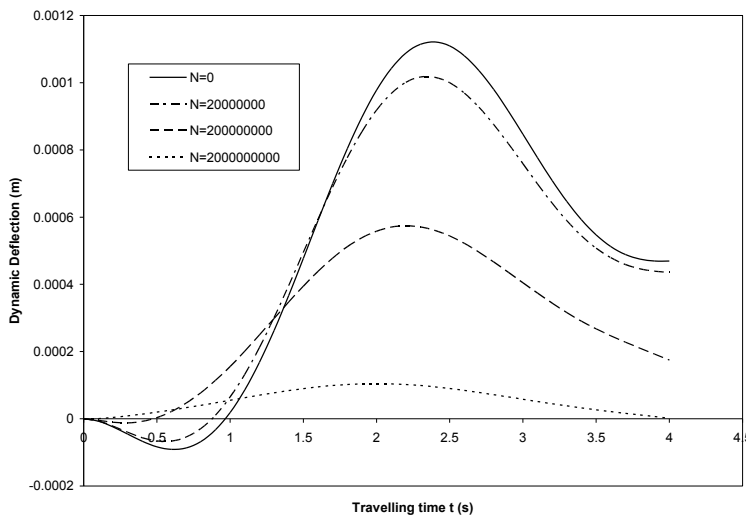


Figure 1 Transverse displacement of structurally damped beam for various values of axial force N and for fixed value of Foundation stiffness K , shear modulus G and damping coefficient e

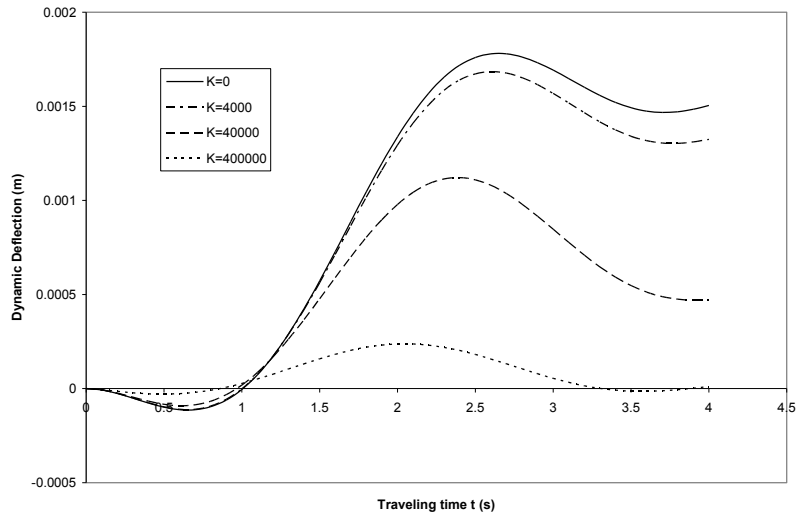


Figure 2 Deflection profile of a structurally damped beam for various values of foundation modulus K and for fixed values of Axial force N , shear force G and damping coefficient e

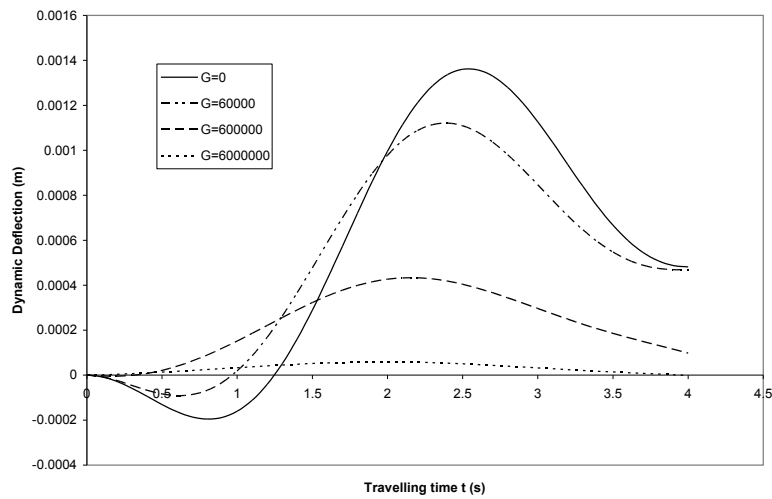


Figure 3 Displacement response of structurally damped beam subjected to constant magnitude moving load for various values of the shear modulus G and for fixed values of the Axial force N , Foundation stiffness k and damping coefficient e

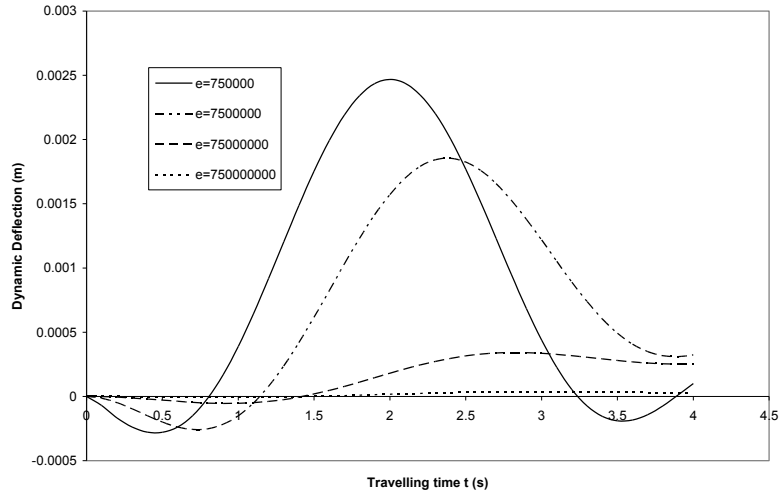


Figure 4 Transverse response of structurally damped beam to constant magnitude moving load for various values of the damping coefficient e and for fixed values of Axial force N , Foundation stiffness K and Shear modulus G

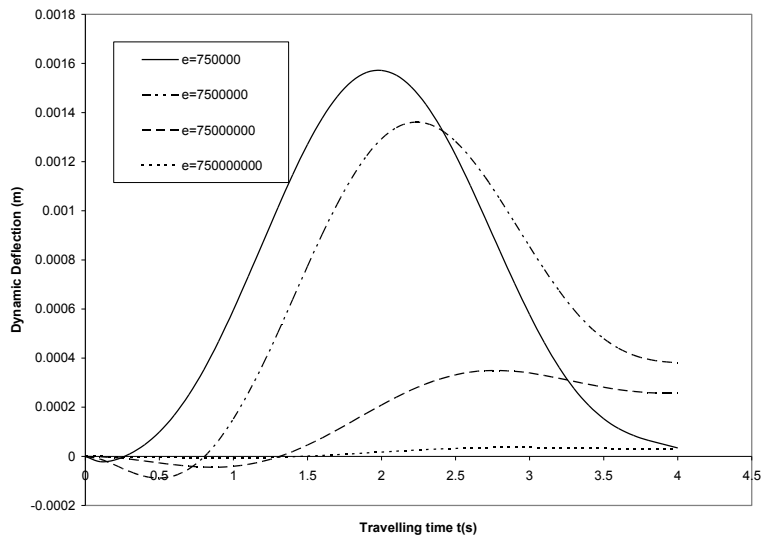


Figure 5 Transverse response of a structurally damped beam to constant magnitude moving load for various values of damping coefficient e and for fixed values of Axial force N , Foundation stiffness K and Shear modulus G

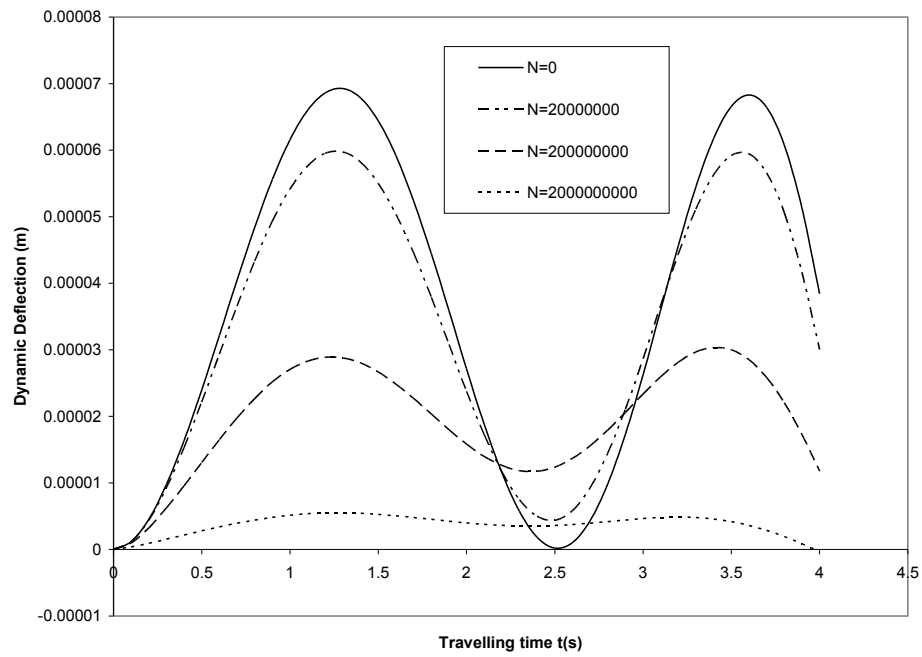


Figure 6 Transverse displacement of structurally damped beam subjected to exponentially varying magnitude load for various values of axial force N and for fixed value of Foundation stiffness K , shear modulus G and damping coefficient e

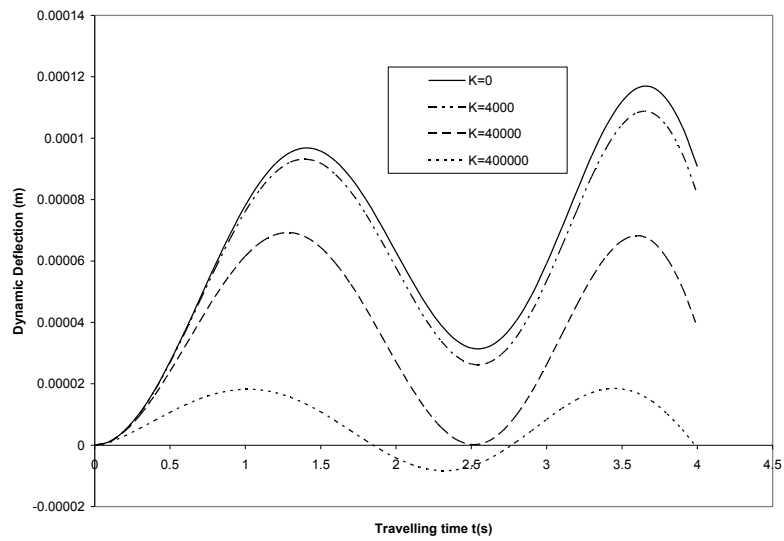


Figure 7 Deflection profile of a structurally damped beam under the actions of exponentially varying loads for various values of foundation modulus K and for fixed values of Axial force N , shear modulus G and damping coefficient e

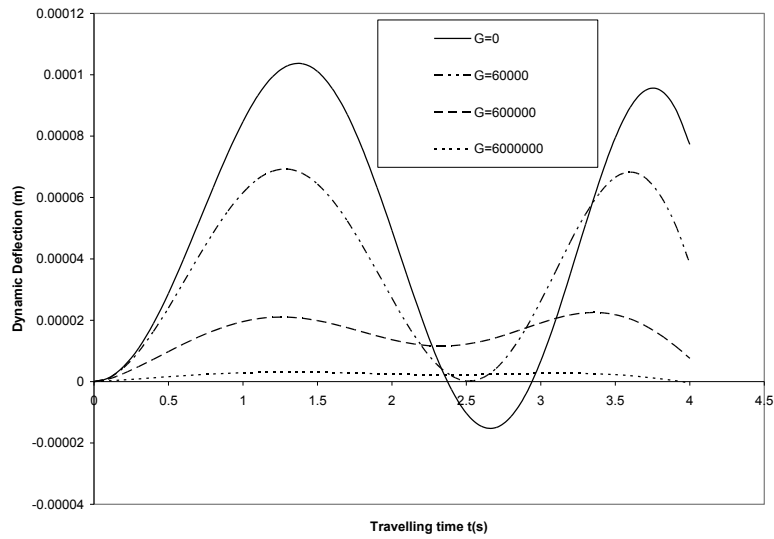


Figure 8 Displacement response of structurally damped beam to exponentially varying magnitude moving load for various values of the shear modulus G and for fixed values of the Axial force N , Foundation stiffness K and damping coefficient e

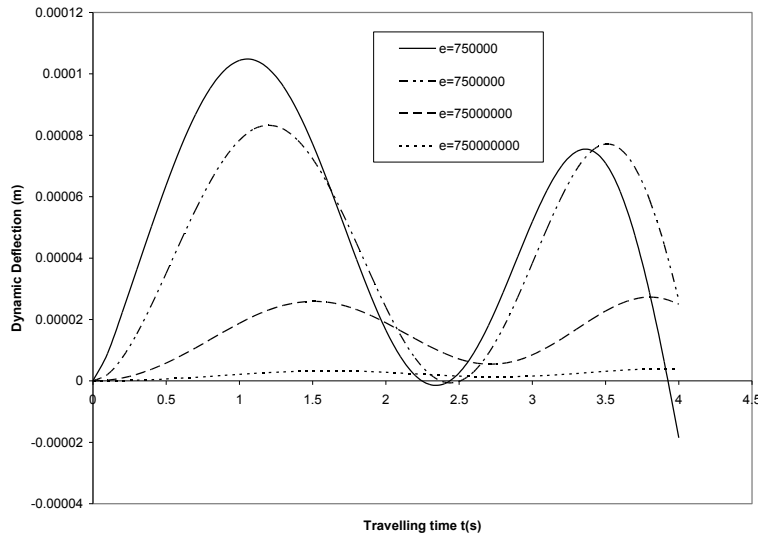


Figure 9 Transverse response of a structurally damped beam to exponentially varying magnitude moving load for various values of damping coefficient e and for fixed values of Axial force n , Foundation stiffness K and Shear modulus G

of other parameters. In figure 2, the deflection profile of the structurally damped beam for various values of the foundation rigidity K and for fixed values of the shear stiffness G , damping coefficient e and the prestress function N is displayed. It is shown that as the values of the foundation rigidity K increases, the dynamic deflection of the beam decreases for fixed values of the shear stiffness G , damping coefficient e and the prestress function N . In figures 6 and 10, for various values of foundation rigidity K and for fixed values of the shear stiffness G , damping coef-

ficient e and prestress function N the transverse displacement response of structurally damped beam to variable harmonic magnitude and exponentially varying moving loads respectively are shown. Similarities between these figures and figure 2 are clear. Figures 3, 7 and 11 showcase the effects of the shear stiffness on the flexural motions of beam structure resting on two-parameter elastic foundation and under the action of various loads travelling at constant velocity respectively. It is found from all these figures that for fixed values of foundation rigidity K , damping coefficient e , prestress function N and for various values of shear stiffness G , the dynamic deflection of the beam structure decrease as the values of the shear stiffness G increases.

Figure 4 illustrates the dynamic behaviour of structurally damped beam resting on elastic foundation and subjected to constant magnitude loads travelling at constant velocity. It is shown that for fixed values of foundation rigidity K , shear stiffness G and the prestress function N , the transverse displacement response of the beam decreases as the values of the damping coefficient e increases. Similarly, figures 8 and 12 display for fixed values of foundation rigidity K , shear stiffness G , prestress function N and for various damping coefficient e the transverse displacement response of structurally damped beam to variable harmonic magnitude and exponentially varying moving loads respectively. It is observed that the dynamic deflections of the beam increases as the values of damping coefficient e decreases for fixed values of foundation rigidity K , shear stiffness G and prestress function N .

The comparison of the dynamic behaviour of the axially prestressed beam resting on two-parameter elastic foundation and under the actions of constants and variable magnitude loads is shown in figure 13. From this figure, it is observed that higher values of the structural parameters namely axial force N , foundation rigidity K , shear stiffness G and damping coefficient e are required for a more noticeable effects in the case of the dynamical systems involving variable magnitude loads than those involving constant magnitude moving loads.

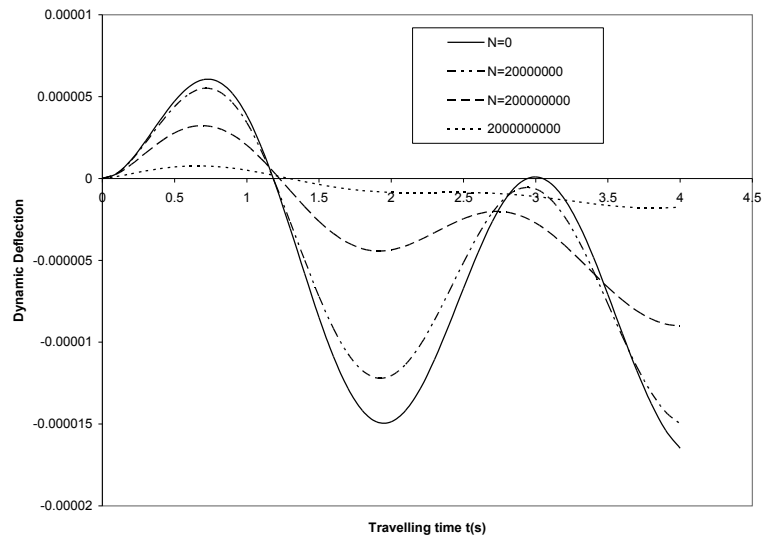


Figure 10 Transverse displacement of structurally damped beam subjected to harmonic variable magnitude load for various values of axial force N and for fixed value of Foundation stiffness K , shear modulus G and damping coefficient e

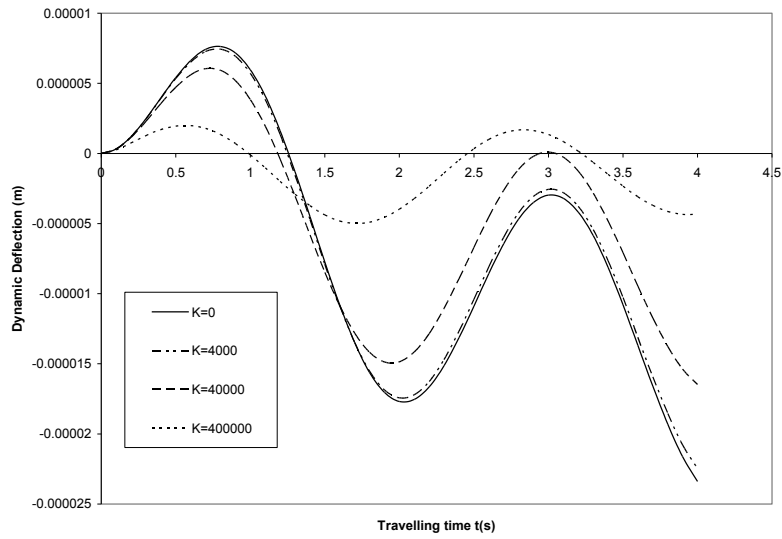


Figure 11 Deflection profile of a structurally damped beam under the actions of exponentially varying loads for various values of foundation modulus K and for fixed values of Axial force N , shear modulus G and damping coefficient e

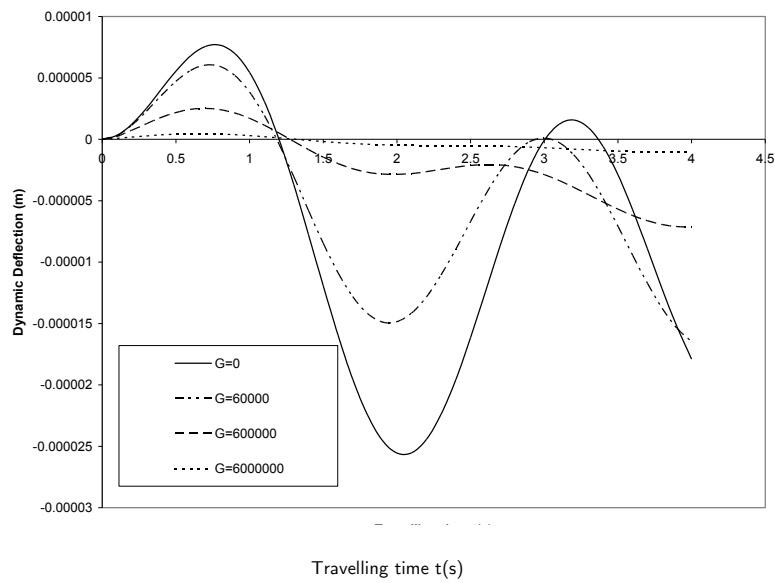


Figure 12 Displacement response structurally damped beam to harmonic variable magnitude moving load for various values of the shear modulus G and for fixed values of the Axial force N , Foundation stiffness K and damping coefficient e

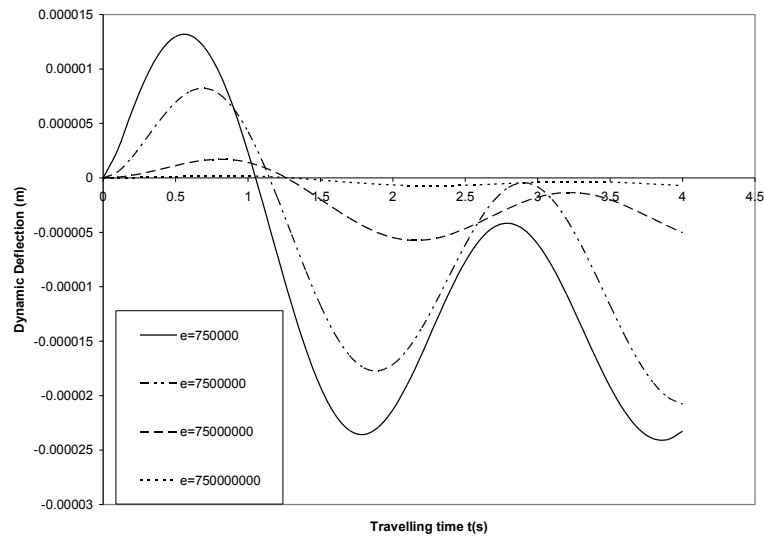


Figure 13 Transverse response of a structurally damped beam to harmonic variable magnitude moving load for various values of damping coefficient e and for fixed values of Axial force N , Foundation stiffness K and Shear modulus G

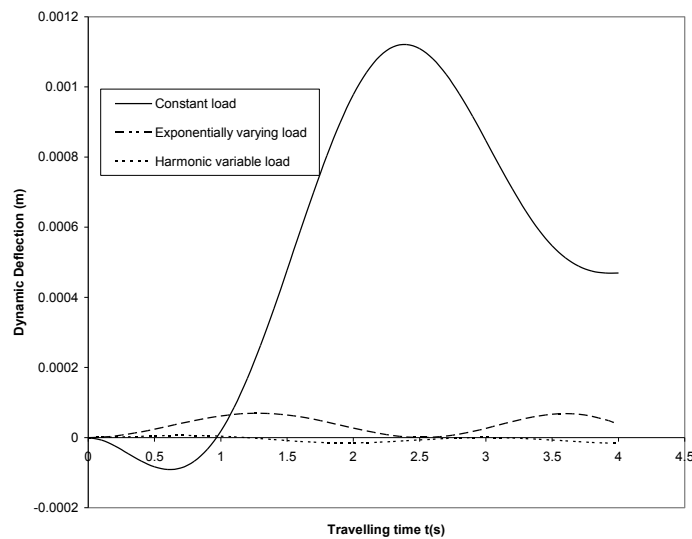


Figure 14 Comparison of the deflection profile of a structurally damped beam resting on two-parameter elastic foundation and under the influence of moving loads for fixed values of Axial force N , Foundation stiffness K , Shear modulus G

8 CONCLUSION

The dynamic response of a prestressed homogeneous beam system continuously supported by elastic foundation to fast travelling loads of different forms was investigated. The dynamic deflections of this slender member when under the actions of moving loads are obtained in closed forms. Conditions under which the beam-load system may experience resonance phenomenon are established. The calculated deflections are clearly presented in plotted curves and discussed. The effects of the damping, pretrssed, and stiffness of the viscoelastic layer on the beam deflections

are scrutinized. Results of analysis show that the dynamic deflections of the beam increases as the values of the damping coefficient e increases. It is also found that increasing the values of the foundation rigidity K , shear stiffness G and prestress function N decreases the deflection of the beam significantly. Furthermore, it is observed that higher values of the structural parameters namely axial force N , foundation rigidity K , shear stiffness G and damping coefficient e are required for a more noticeable effect in the case of the dynamical systems involving variable magnitude loads than those involving constant magnitude moving loads.

References

- [1] M. Milormir, M. M. Staniscic, and J. C. Hardin, On the response of beams to an arbitrary number of concentrated moving masses. *Journal of the Frankling Institute*, Vol. 287, No 2, 1969.
- [2] L. Fryba, S. Nakagiri and N. Yoshikawa, Stochastic finite elements for a beam on a random foundation with uncertain damping under a moving force. *Journal of sound and vibration* 163, 1993,31-45
- [3] H. P. Lee, Dynamic response of a beam with moving mass. *Journal of sound and vibration*. 191,(1996) 289-294.
- [4] S. T. Oni and B. Omolofe Dynamic behaviour of non-uniform Bernoulli-Euler beams subjected to concentrated loads Traveling at varying velocities. *ABACUS*, vol. 32, No 2A, pp 165-191, 2005.
- [5] B. Omolofe, S. T. Oni and J. M. Tolorunshagba On the Transverse Motions of Non-prismatic Deep beam Under the actions of Variable Magnitude Moving Loads. *Latin American Journal of Solid and structures*. Vol. 6, pp 153-167, 2009.
- [6] G. Muscolino, A. Palmeri, Response of beams resting on viscoelastically damped foundation to moving oscillators. *International Journal of solid and Structures* Vol. 44, pp. 1317-1336, 2007.
- [7] W. L. Li, X. Zhang, J. Du and Z. Liu; An exact series solution for the transverse vibration of rectangular plates with general elastic boundary supports. *Journal of Sound and Vibrations*, 321, pp 254-269, 2009.
- [8] F. F. Calim; Free and forced vibrations of non-uniform composite beams. *Composite Structures*, 88, pp 413-423, 2009.
- [9] B. Ugurlu, A Kutlu, A Ergin, M. H. Omurtag; Dynamics of a rectangular plate resting on an elastic foundation and partially in contact with a quiescent fluid. *Journal of Sound and Vibration* 317, pp 308-328, 2008.
- [10] J. Clastornik , M. Eisenberger, D. Z. Yankelevsky and M. A. Adin; Beams on variable Winkler elastic foundation. *Journal of Applied Mechanics*, ASME, 53(4), 925-928, 1986.
- [11] D. P. Thambiratnam and Y. Zhuge; Dynamics analysis of beams on an elastic foundation subjected to moving loads. *Journal of Sound and Vibration*, Vol. 198, No 2, pp 149-169, 1996.
- [12] U. S. Gupta, A. H. Ansari and S. Sharma; Buckling and vibration of polar orthotropic circular plate resting on Winkler foundation, *Journal of Sound and Vibration* Vol. 297, No 3-5, pp 457-476, 2006.
- [13] K. N. Saha; Dynamic stability of a rectangular plate on non-homogeneous Winkler foundation. *Computer structure* ,Vol. 63, No. 6, pp 1213-1222, 1997.
- [14] H. Matsunaga; Vibration and stability of thick plates on elastic foundations. *Journal of Engineering Mechanics*, Vol. 126, No. 1, pp 27-34, 2000.
- [15] M.-H. Huang, D. P. Thambiratnam; Deflection response of plate on Winkler foundation to moving accelerated loads. *Engineering Structures*, 23, pp 1134-1141, 2001
- [16] L. Sun, and F. Luo, "Steady-State Dynamic Response of a Bernoulli–Euler Beam on a Viscoelastic foundation Subject to a Platoon of Moving Dynamic Loads", *Journal of Vibration and Acoustics*, Vol. 130, pp 0510021-0510021, 2008.
- [17] J. Ying, C. F. Lu, W. Q. Chen; Two-dimensional elasticity solutions for functionally graded beams resting on elastic foundations. *Computer Structure* Vol. 84, No 3, pp 209-219, 2008.

- [18] Y. H. Chen, Y. H. Huang and C. T. Shih; Response of an infinite Timoshenko beam on a viscoelastic foundation to a harmonic moving load. *Journal of Sound and Vibration* Vol. 241, No 5, pp 809-824, 2001.
- [19] M. Eisenberger and J. Clastornik; Beams on variable elastic foundation. *Journal of Engineering Mechanics*, vol 113, No 10, pp 1454-1466, 1987.